

## Park Information

### Park Hours

9:30~17:00 (March 1st ~ July 20th/September 1st ~ October 31th)  
9:30~18:00 (July 21th ~ August 31th)  
9:30~16:30 (November 1st ~ the end of February)

### Admission Fees and Annual Admission Passes

Children (junior high school students and under) are free.

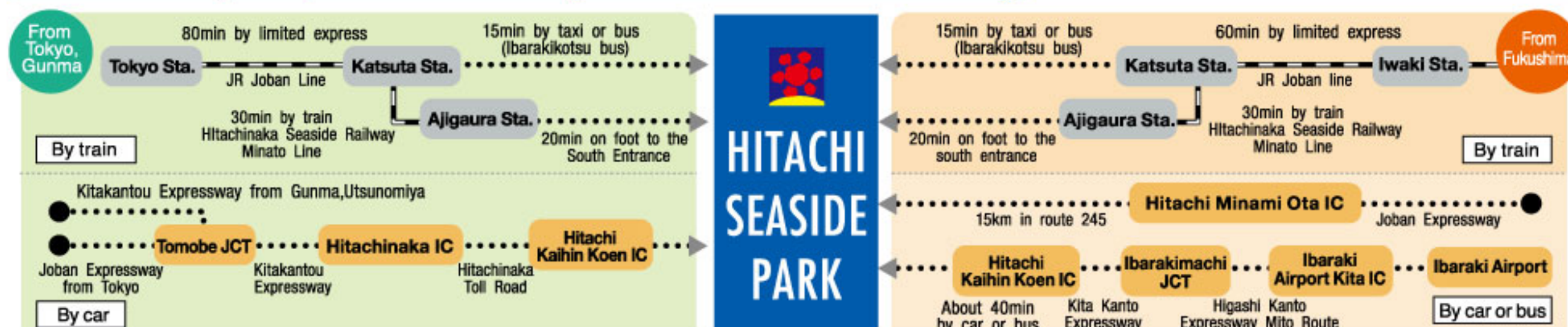
	Standard pricing		Seasonal pricing		Annual Pass (plus parking for one vehicle)
	General admission (group rate)	2-day ticket (group rate)	General admission (group rate)	2-day ticket (group rate)	
Adults high school students and over	450 JPY (290 JPY)	500 JPY (350 JPY)	700 JPY (540 JPY)	1,000 JPY (850 JPY)	4,500 JPY (6,600 JPY)
Seniors 65 years and over	210 JPY (210 JPY)	250 JPY (250 JPY)	460 JPY (460 JPY)	750 JPY (750 JPY)	2,100 JPY (4,200 JPY)

- Seasonal pricing applies during spring (20-day period from mid-April through early May) and fall (10-day period in mid-October).
- The exact dates for seasonal pricing are determined based on actual growth conditions and are posted on our official website when they become available.
- Group Admission Fees apply to groups of 20 or more (age-mixed groups such as adults, senior citizens, and elementary and junior high school students are eligible.)
- Proof of age (e.g. a driver's license) must be shown for the seniors (65 years and over) rate.
- Visitors with a physical disability certificate, a rehabilitation certificate or a mental disability certificate are exempt from Admission and Parking fee by showing a handbook, which applies to one attendant.
- Annual Passes are valid for one year from the date of purchase. Passes can be purchased at any park entrance.
- Annual Passes including parking fee are issued for only normal-size vehicles.
- 2-day tickets are eligible for use by the person making the purchase and must be used on the same day of purchase and the following day. These tickets are only eligible for use at the same park where the tickets were bought.
- Annual Passes are valid in all the national government parks collecting admission fees.

### Parking Fees for one-day

	Without Annual Passport	With Annual Passport
Standard Cars	520 JPY	420 JPY
Motor Cycles	260 JPY	210 JPY
Large Size Cars(bus,etc)	1,580 JPY	—

●WestP : 2,000 cars ●SouthP : 2,000 cars ●Seabreeze EntranceP : 350 cars  
Reentry or change of parking lot are both acceptable upon presentation of the entrance fee receipt (valid only for the day).



# HITACHI SEASIDE PARK

<https://hitachikaihin.jp/en.html> Hitachinaka-city,Ibaraki-prf

### Park Closed on Tuesdays

- In the event that Tuesday is a National Holiday, the park will be closed on the following weekday
- December 31st and January 1st, the first Monday to Friday period in February.
- Spring / March 26th~May 31th ●Summer / July 21th~August 31th
- Fall / October 1st~October 31th
- Winter / December 25th~December 30th January 2nd~January 7th

### Barrier-free Facility

Slope: Slopes are designed as pathways for people using wheelchairs.  
Restroom: Most Restrooms in the park are equipped to suit the needs of handicapped persons.  
Seaside Trains: Some of the seaside trains are equipped with special cars to assist people using wheelchairs when boarding.

### Baby carriages, wheelchairs or special cars for seniors are available for free rental.

Those wishing to utilize any of these special vehicles are advised to contact the park staff at any gate.

### First-Aid Offices

First-Aid Offices are available at the Central Entrance, Seabreeze Entrance, and Park Administrative Office. People feeling sick or who are injured are recommended to contact park staff.

### To guests with pets

Guests with pets in the park are requested to use a leash at all times, take the waste away with you, observe good decorum and avoid disturbing other guests. Pets are not allowed inside any facilities (e.g. restaurants), or the attractions in the Pleasure Garden.

### Main items not allowed in the park

Bats(except made of vinyl), illegally transformed bicycles, one wheel cycles, roller skates, skate boards(roller shoes, kick boards included), drones, large size tents. For further information, please check the Information Display at any of the park entrances, or contact the Park Administrative Office.

### Other considerations

The taking or picking of plants or plants and animals is strictly prohibited by law. Smoking is strictly prohibited in the Park other than in the designated areas.



# HITACHI SEASIDE PARK GUIDE MAP

# ENGLISH 〈英語版〉



E-3 Nemophila



E-3 Kochia ((red leaves))

((green leaves))



D-5 Narcissus



E-6 Tulip



F-6 Rose



D-5 Early flowering Narcissus



G-5 Poppy/Linaria



E-4 Zinnia



E-3 G-5 Cosmos



D-5 E-5 Japanese apricot, Plum



E-4 Rape Blossoms



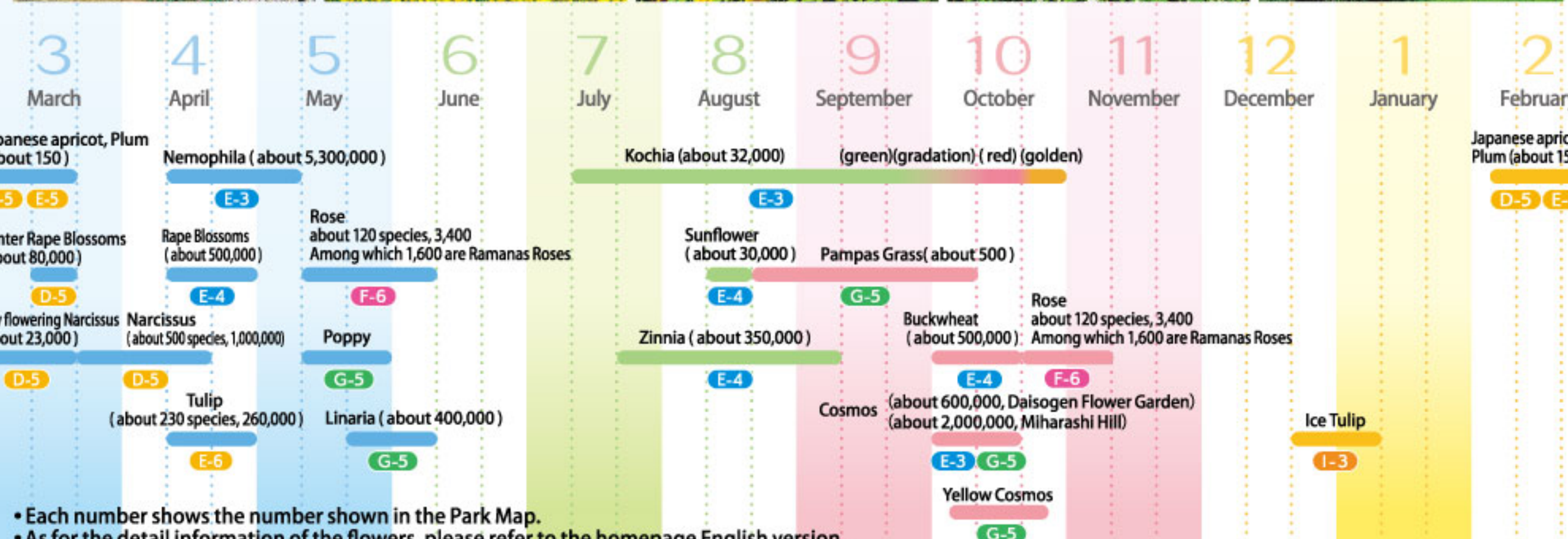
E-4 Sunflower



E-4 Buckwheat



G-5 Pampas Grass



• Each number shows the number shown in the Park Map.  
• As for the detail information of the flowers, please refer to the homepage English version.

Inquiries

**Hitachi Seaside Park Office**  
605-4 Onuma-aza, Mawatari, Hitachinaka-city, Ibaraki-prf, 312-0012, Japan  
Tel.029-265-9001 Tel.029-265-9002  
**BBQ Area Reservation**  
**Pleasure Garden** Hitachi Sunrise Park Co.Ltd Tel.029-265-8185  
552-18 Ajigaura, Hitachinaka, Ibaraki, 311-1201, Japan



R2.2 (25,000)



# Hitachi Seaside Park

## GUIDE MAP



Mascot Characters  
Hana-chan Kai-kun

### Cafe&Restaurant



**E-5 Kinen no Mori Rest House**  
The cafe terrace in the forest where you can spend relaxing while tasting coffee that is original blend of Hitachi Seaside Park. Renewal opened in March 2017.



**I-3 Glass House / Sea Side Café**  
The giant glass windows of the Glass House provide a magnificent view of the Pacific Ocean. Enjoy coffee or snacks at this sunlit location. (Note: At certain times of the year the cafe opens only on weekends and public holidays.)

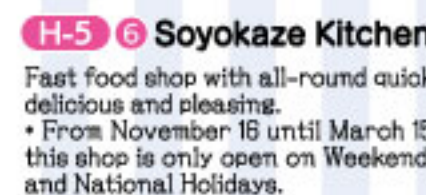


**D-6 Lakeside Cafe**  
Take a quick break from watching the lake and water show. This snack cafe is only for takeout. (Note: At certain times of the year the cafe opens only on weekends and public holidays.)

A variety of restaurants and cafes in the park serve delicious foods from Ibaraki Prefecture and sweets with seasonal flower motifs.



**G-6 1 Garden Restaurant**  
In this spacious resort-style restaurant you can select from a wide range of foods from Ibaraki Prefecture. There's also an extensive takeout menu.



**H-5 6 Soyokaze Kitchen**  
Fast food shop with all-round quick, delicious and pleasing.  
\* From November 16 until March 15, this shop is only open on Weekends and National Holidays.



**G-6 4 Kuma-san no Castella**  
Mr. Bear's delicious, bite-sized sponge cakes are a popular choice! During summer, Mr. Bear's Shaved Ice is also available.



**G-6 2 Mori no Fuwafuwa Crepe Shop**  
This shop's specialty is hot, fluffy crepes. Enjoy a crepe in the shady courtyard—far from the city.

### Shop



**G-6 3 Shop Sun Sun**  
Kasama style pottery, traditional Ibaraki crafts and other local products of various kinds are available for sale here.



**G-6 5 Shop Sunrise**  
A variety of local specialties are displayed and sold here.  
\*Open only on weekends and National Holidays.

A refreshing breeze blowing through the flowers and greenery filled city park.

Hitachi Seaside Park is located on the Pacific Ocean side of the Japanese coast, and incorporates a unique natural environment of sand dunes, forests, grasslands and springs. With a total space of 350 hectares, of which 215 hectares are open to the public, this huge spacious park is home to a variety of colorful flowers and grasses throughout the four seasons, as well as numerous other attractions, including an amusement park, large grassland, cycling and BMX tracks, a forest athletics field, BBQs surrounding by nature, and many cafes and restaurants.

**Forested Area**  
Sakura no Hiroba (Cherry Plaza)  
Yamazakura kyobokurin (Giant Wild Cherry Blossom Forest)



Old Style Japanese House in Miharashi no Sato

West Parking Entrance

**P West Parking**



Nishiguchi Tsubasa no Gate (West Entrance)

- |  |                             |                             |
|--|-----------------------------|-----------------------------|
| Restroom                                       | Pay Phone                   | Seaside Train Route         |
| Restroom (handicapped accessible)              | Information                 | Seaside Train Station (1-9) |
| Restroom (handicapped and ostomate accessible) | Smoking Area (Outside only) | Cycling Course              |
| Ticket Office                                  | Park Map Board              | Cycling Center              |
| Coin-operated Lockers                          | Restaurant                  | Bicycle Parking (P1-P21)    |
| Baby Room, Nursing Room                        | Snacks                      | No Entry                    |
| Automated External Defibrillator               | Shop                        | Resting place               |
| First-Aid Station                              | Free wi-fi SPOT             |                             |

**To the Miharashi Hill**  
From West Entrance : 950 m / 12 minutes  
From Central Entrance : 1,100 m / 14 minutes  
From South Entrance : 1,700 m / 22 minutes



Kaihin Guchi Kaze no Gate (Seabreeze Entrance)

**Seabreeze Entrance Parking**

**Grassland Area**

**Daisogen (Grassland)**

**Hitachino no Komichi (Hitachino Alley)**

**Pyon Pyon Tamago (Air Trampoline)**

**Tamago no Mori Flower Garden (Eggs Forest Flower Garden)**

**Tamago no Mori (Eggs Forest)**

**Hitachi Rose Garden**

**Chuo Gate (Central Entrance)**

**South Parking Entrance**

**To South Parking**

**To West Parking**

**G-6 1 Garden Restaurant**

**H-5 6 Soyokaze Kitchen**

**G-6 4 Kuma-san no Castella**

**G-6 2 Mori no Fuwafuwa Crepe Shop**

**G-6 3 Shop Sun Sun**

**G-6 5 Shop Sunrise**

**G-6 1 Garden Restaurant**

**H-5 6 Soyokaze Kitchen**

**G-6 4 Kuma-san no Castella**

**G-6 2 Mori no Fuwafuwa Crepe Shop**

**G-6 3 Shop Sun Sun**

**G-6 5 Shop Sunrise**

**G-6 1 Garden Restaurant**

**H-5 6 Soyokaze Kitchen**

**G-6 4 Kuma-san no Castella**

**G-6 2 Mori no Fuwafuwa Crepe Shop**

**G-6 3 Shop Sun Sun**

**G-6 5 Shop Sunrise**

**G-6 1 Garden Restaurant**

**H-5 6 Soyokaze Kitchen**

**G-6 4 Kuma-san no Castella**

**G-6 2 Mori no Fuwafuwa Crepe Shop**

**G-6 3 Shop Sun Sun**

**G-6 5 Shop Sunrise**

**G-6 1 Garden Restaurant**

**H-5 6 Soyokaze Kitchen**

**G-6 4 Kuma-san no Castella**

**G-6 2 Mori no Fuwafuwa Crepe Shop**

**G-6 3 Shop Sun Sun**

**G-6 5 Shop Sunrise**

**G-6 1 Garden Restaurant**

**H-5 6 Soyokaze Kitchen**

**G-6 4 Kuma-san no Castella**

**G-6 2 Mori no Fuwafuwa Crepe Shop**

**G-6 3 Shop Sun Sun**

**G-6 5 Shop Sunrise**

**G-6 1 Garden Restaurant**

**H-5 6 Soyokaze Kitchen**

**G-6 4 Kuma-san no Castella**

**G-6 2 Mori no Fuwafuwa Crepe Shop**

**G-6 3 Shop Sun Sun**

**G-6 5 Shop Sunrise**

**G-6 1 Garden Restaurant**

**H-5 6 Soyokaze Kitchen**

**G-6 4 Kuma-san no Castella**

**G-6 2 Mori no Fuwafuwa Crepe Shop**

**G-6 3 Shop Sun Sun**

**G-6 5 Shop Sunrise**

**G-6 1 Garden Restaurant**

**H-5 6 Soyokaze Kitchen**

**G-6 4 Kuma-san no Castella**

**G-6 2 Mori no Fuwafuwa Crepe Shop**

**G-6 3 Shop Sun Sun**

**G-6 5 Shop Sunrise**

**G-6 1 Garden Restaurant**

**H-5 6 Soyokaze Kitchen**

**G-6 4 Kuma-san no Castella**

**G-6 2 Mori no Fuwafuwa Crepe Shop**

**G-6 3 Shop Sun Sun**

**G-6 5 Shop Sunrise**

**G-6 1 Garden Restaurant**

**H-5 6 Soyokaze Kitchen**

**G-6 4 Kuma-san no Castella**

**G-6 2 Mori no Fuwafuwa Crepe Shop**

**G-6 3 Shop Sun Sun**

**G-6 5 Shop Sunrise**

**G-6 1 Garden Restaurant**

**H-5 6 Soyokaze Kitchen**

**G-6 4 Kuma-san no Castella**

**G-6 2 Mori no Fuwafuwa Crepe Shop**

**G-6 3 Shop Sun Sun**

**G-6 5 Shop Sunrise**

**G-6 1 Garden Restaurant**

**H-5 6 Soyokaze Kitchen**

**G-6 4 Kuma-san no Castella**

**G-6 2 Mori no Fuwafuwa Crepe Shop**

**G-6 3 Shop Sun Sun**

**G-6 5 Shop Sunrise**

**G-6 1 Garden Restaurant**

**H-5 6 Soyokaze Kitchen**

**G-6 4 Kuma-san no Castella**

**G-6 2 Mori no Fuwafuwa Crepe Shop**

**G-6 3 Shop Sun Sun**

**G-6 5 Shop Sunrise**

**G-6 1 Garden Restaurant**

**H-5 6 Soyokaze Kitchen**

**G-6 4 Kuma-san no Castella**

**G-6 2 Mori no Fuwafuwa Crepe Shop**

**G-6 3 Shop Sun Sun**

**G-6 5 Shop Sunrise**

**G-6 1 Garden Restaurant**

**H-5 6 Soyokaze Kitchen**

**G-6 4 Kuma-san no Castella**

**G-6 2 Mori no Fuwafuwa Crepe Shop**

**G-6 3 Shop Sun Sun**

**G-6 5 Shop Sunrise**

**G-6 1 Garden Restaurant**

**H-5 6 Soyokaze Kitchen**

**G-6 4 Kuma-san no Castella**

**G-6 2 Mori no Fuwafuwa Crepe Shop**

**G-6 3 Shop Sun Sun**

**G-6 5 Shop Sunrise**

**G-6 1 Garden Restaurant**

**H-5 6 Soyokaze Kitchen**

**G-6 4 Kuma-san no Castella**

**G-6 2 Mori no Fuwafuwa Crepe Shop**

**G-6 3 Shop Sun Sun**

**G-6 5 Shop Sunrise**

**G-6 1 Garden Restaurant**

**H-5 6 Soyokaze Kitchen**

**G-6 4 Kuma-san no Castella**

**G-6 2 Mori no Fuwafuwa Crepe Shop**

**G-6 3 Shop Sun Sun**

**G-6 5 Shop Sunrise**

**G-6 1 Garden Restaurant**

**H-5 6 Soyokaze Kitchen**

**G-6 4 Kuma-san no Castella**

**G-6 2 Mori no Fuwafuwa Crepe Shop**

**G-6 3 Shop Sun Sun**

**G-6 5 Shop Sunrise**

**G-6 1 Garden Restaurant**

**H-5 6 Soyokaze Kitchen**

**G-6 4 Kuma-san no Castella**

**G-6 2 Mori no Fuwafuwa Crepe Shop**

**G-6 3 Shop Sun Sun**

**G-6 5 Shop Sunrise**

**G-6 1 Garden Restaurant**

**H-5 6 Soyokaze Kitchen**

**G-6 4 Kuma-san no Castella**

**G-6 2 Mori no Fuwafuwa Crepe Shop**

**G-6 3 Shop Sun Sun**

**G-6 5 Shop Sunrise**

**G-6 1 Garden Restaurant**

**H-5 6 Soyokaze Kitchen**

**G-6 4 Kuma-san no Castella**

**G-6 2 Mori no Fuwafuwa Crepe Shop**

**G-6 3 Shop Sun Sun**

**G-6 5 Shop Sunrise**

**G-6 1 Garden Restaurant**

**H-5 6 Soyokaze Kitchen**

**G-6 4 Kuma-san no Castella**

**G-6 2 Mori no Fuwafuwa Crepe Shop**

**G-6 3 Shop Sun Sun**

**G-6 5 Shop Sunrise**

**G-6 1 Garden Restaurant**

**H-5 6 Soyokaze Kitchen**

**G-6 4 Kuma-san no Castella**

**G-6 2 Mori no Fuwafuwa Crepe Shop**

**G-6 3 Shop Sun Sun**

**G-6 5 Shop Sunrise**

**G-6 1 Garden Restaurant**

**H-5 6 Soyokaze Kitchen**

**G-6 4 Kuma-san no Castella**

**G-6 2 Mori no Fuwafuwa Crepe Shop**

**G-6 3 Shop Sun Sun**

**G-6 5 Shop Sunrise**

**G-6 1 Garden Restaurant**

**H-5 6 Soyokaze Kitchen**

**G-6 4 Kuma-san no Castella**

**G-6 2 Mori no Fuwafuwa Crepe Shop**

**G-6 3 Shop Sun Sun**

**G-6 5 Shop Sunrise**

**G-6 1 Garden Restaurant**

**H-5 6 Soyokaze Kitchen**

**G-6 4 Kuma-san no Castella**

**G-6 2 Mori no Fuwafuwa Crepe Shop**

**G-6 3 Shop Sun Sun**

**G-6 5 Shop Sunrise**

**G-6 1 Garden Restaurant**

**H-5 6 Soyokaze Kitchen**

**G-6 4 Kuma-san no Castella**

**G-6 2 Mori no Fuwafuwa Crepe Shop**

**G-6 3 Shop Sun Sun**

**G-6 5 Shop Sunrise**

**G-6 1 Garden Restaurant**

**H-5 6 Soyokaze Kitchen**

**G-6 4 Kuma-san no Castella**

**G-**